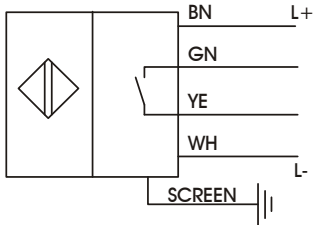
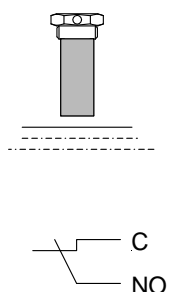
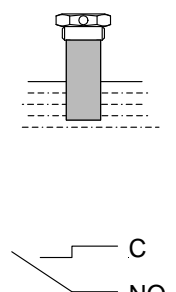


## Capacitance Level Sensor CNS-506D

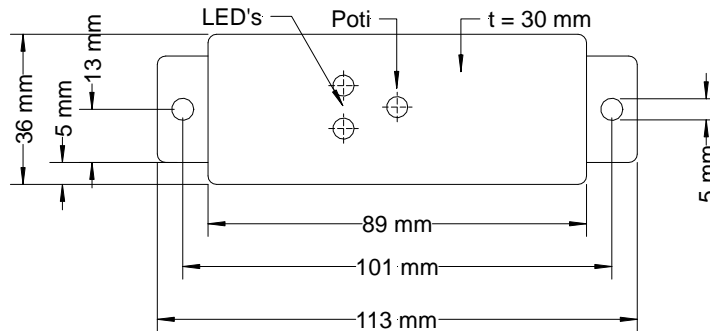


Level control for:

- waxes
- granulates
- paints
- hot-melt adhesives
- chemicals

Type	CNS-506D	
<b>Technical data sensor amplifier</b>		
Connectable probes	Type row: S...	
Operating voltage (U <sub>B</sub> )	15-30V/DC	
Nominal current (I <sub>0</sub> )	30 mA	
Frequency of operating cycles f	≤ 0.5 Hz	
Output voltage	≤ 60V/DC	
Output current	≤ 200 mA	
Connecting cables	4 X 0,25 mm <sup>2</sup> + screen / L = 5 m	
Pin arrangement  BN - brown GN - green YE - yellow WH - white Screen and enclosure - ground		
Enclosure material	Aluminium	
Permitted ambient temperature	+10°C... +50°C	
Enclosure rating EN 60529	IP 65	
Output		
LED-display	<b>red LED on</b>	<b>green LED on</b>

## Dimensions:



## Operating Manual

### Mounting Instructions

The pin configuration is to be strictly observed. The appliance is only to be operated with the voltage entered on the rating plate. The metal tank and the screening of the connection lines are to be safety grounded. The probe- and connection lines are not to be laid parallel to the drive connections. The amplifier is not to be installed on machine components which are hot and subjected to strong temperature fluctuations. The probe distance to the vessel wall must amount at least 30mm. The influence of strong suction effect by for example cooling glue, can conduct to material fatigue and in extreme cases to probe destruction.

### Function

The capacitive level sensor is provided for the detection of insulant, solid and non-conducting substances. The appliance evaluates the capacity modifications  $\Delta C$  of the probe base capacity.

### Adjustment/Operation

The adjustment of the appliance is simply to be seen as a tolerance compensation. Resulting from installation, filling media and the fabrication, tolerances are given, which are so compensated. The adjustment occurs, with the

potentiometer, over the probe sensitivity, and must always be made with the effectively used filling media.

*In direction of rotation to the right, the level increases. In direction of rotation to the left, the level decreases.* In the case of a possible defect of the appliance, the exit can take any condition on.

### Maintenance

The appliance is maintenance free. Appliances are only to be repaired or touched up by the manufacturer.

### General

With installation and operation of the capacitive level sensor, CNS 506D, the EU- and national regulations must be considered. Our appliances are on a high technical level. Modifications, which serve the technical progress, are reserved.

### Met standards

EN 61000-6-2

EN 61000-6-4

### EU-directives

89/336/EWG

# Tippkemper Elektronik GmbH & Co KG

Zum Kreuzweg 12, D-59302 Oelde, Germany, Tel. +49 (0) 25 29 / 93 01-50, Fax. +49 (0) 25 29 / 93 01-49  
E-mail: info@tippkemper-elektronik.de